

LIGHTING FIXTURES



Questions? Answers at...

Western US: 1-866 CED-ELEV
or 1-866-233-3538 • Fax 1-562-427-8429



Eastern US: 1-866-253-2915
or 1-860-256-2211 • Fax 1-860-290-8970

or visit us online at
www.cedelevator.com
for 24 hour order entry,
cross reference data base,
product specifications
with pictures and much more!

Full line catalog available on request

In this Section

Emergency Lighting	16.2
Emergency Lighting Products	16.3
Emergency Lighting Replacement Parts	16.3
Metalux SN Series Strip Light. . .	16.4



Emergency Lighting

Designed for use in new construction, modernization, and direct replacement for existing units. Meeting both lighting and alarm codes ANSI A17.1, these systems contain maintenance-free nickel cadmium batteries and solid state circuitry with accessory terminals for use with 6V DC alarm bell.

ELCM-1

Ceiling mount, self-contained unit, with white acrylic lens, optional alarm bell. Can be wired into terminal strip. Dimensions: 6⁵/₁₆" x 5¹/₄" x 1³/₁₆".

ELPB-1

Mounts inside car operating panel. Power pack, light source, and rectangular lens included. For OEM and replacement use. CSA approved.

ELPB-2

Mounts to back of cover plate, 3"-diameter round lens. For OEM and replacement use.

ELSL-2

Remote trimline model. Car top mount power supply with alarm bell. 18-gauge galvanized steel box. External test switch. Remote light source, 7" x 1⁷/₈" x 1" (can be mounted in car above operating panel or ceiling). CSA approved.

ELSL-ACBG

Remote trimline model, similar to model ELSL-2 with ground fault circuit interrupter.

ELWS-2

Wall surface mount. Brushed stainless steel finish, 5¹/₂" x 8¹/₂". Optional alarm bell can be wired into terminal strip. CSA approved.

ELWS-2B

Same as ELWS-2 with a bronze electroplated finish.

Questions? Answers at...


Western US: 866 CED-ELEV Eastern US: 866-253-2915
or 866-233-3538 • Fax 562-427-8429 or 860-256-2211 • Fax 860-290-8970

Emergency Lighting & Replacement Parts

ELS-500 Emergency Lighting System

Line Voltage (120 VAC) Emergency Lighting for Elevator Cabs with Fluorescent or Incandescent Lighting

- Converts normal cab lighting of either Incandescent or Fluorescent lamps to emergency lighting in the event of a normal power outage.
- Single power supply provides power to light up (2) 40W Fluorescent or (2) 50W Incandescent lamps to exceed code lighting requirements.
- Simple wiring only requires two of the normal fixtures to be attached to a terminal strip provided in the power supply.
- Alarm terminals are also provided to power an optional signaling alarm (6 VDC & 12 VDC)



ELS500 POWER SUPPLY

Sealed Lead-Acid Replacement Battery


Part Number	Nominal Voltage	Nominal Capacity AH	Current @ 20-hr. rate mA	Length	Width	Height	Weight lbs. / kg.	Standard Terminals
PS-12260F2	12	26	1300	6.54	6.88	4.95	18/8.18	F2

Emergency Light Replacement Parts

Part Number	Description
BATBR23A	3V lithium battery with Epson Plug and 5" leads, for T.I., G.E. and Maida micro-processor back-ups. Minimum 5-year shelf life.
15EL001	ELSL-2 Power pack w/circuit board & battery
15EL002	ELPB-1 Power pack w/circuit board & battery
15EL003	ELCM-1 Power pack w/circuit board & battery
15EL004	ELWS-2 Power pack w/circuit board & battery
15EL005	ELSL-2 Without bell
15EL006	ELSL-2 Without lens
15EL007	ELSL-2 Lens with leads
15EL008	ELPB-1 Lens & bracket
A02EL001	ELWS-2 Lens only
A02EL005	ELPB-1 Lens only
21EL005	Nicad battery w/5 to 6-year lifespan (approx.)
71LB0035	502 Replacement lamp

Questions? Answers at...

Western US: 866 CED-ELEV Eastern US: 866-253-2915
or 866-233-3538 • Fax 562-427-8429 or 860-256-2211 • Fax 860-290-8970



Strip Lights

Metalux® SN Series Narrow Strip Light

A functional and multi-purpose narrow strip light that incorporates premium performance and construction durability. The performance and application versatility of this series can be increased by incorporating symmetrical or asymmetrical reflectors.

Ordering Information

1. Specify TANDEM:

6T=6ft. length 8T=8ft. length

2. Specify SERIES:

SN

3. Specify NUMBER OF LAMPS:

1

4. Specify WATTAGE (Length):

15=15W (18") 17=17W (24") 20=20W (24")
 25=25W (36") 30=30W (36") 32=17W Octron (48")
 40=40W (48")

5. Specify VOLTAGE:

LTS=Low Trigger Start (18" or 2')

HTS=High Trigger Start (18" or 2')

LRS=Low Rapid Start (3' or 4')

HRS=High Rapid Start (3' or 4')

6. Specify VOLTAGE:

120=120V 277=277V UNV=120- 277V

7. Specify BALLAST TYPE (LRS and HRS only):

LE3=Energy Saving Ballast

LEOC8=Energy Saving Ballast (T-8 lamp only)

EB=Generic Electronic Ballast

8. Options:

GL=Internal Single Element Fusing

GM=Dual Element Fusing

EL4=Emergency Lighting self-contained (consult factory)

RIF1=Radio Interference Suppressor

6-3/18 SJT-C&P-515=Cord & Plug (120V)

6-3/18 SJT-C&P-L715P=Cord & Plug (277V)

Questions? Answers at...

Western US: 866 CED-ELEV Eastern US: 866-253-2915
 or 866-233-3538 • Fax 562-427-8429 or 860-256-2211 • Fax 860-290-8970